

Results After Ratings Discussions




DATA ANALYSIS: BEFORE & AFTER DISCUSSION ROUNDS														
Statistics	IRTPB	VI	IRD	GCOT	JIG	CSG	RAA	GEO	TRAV	PEDNR	FF	RAP	PDP	WG
Original Range	4	3	5	6	4	6	5	6	5	6	5	6	6	6
Final Range	2	5	6	2	3	4	6	5	6	5	5	6	5	4
Difference	-2	2	1	-4	-1	-2	1	-1	1	-1	0	0	-1	-2
Original Mode	4	7	4	5	3	5	4	1	2	5	1	2	4	6
Final Mode	4	7	4	5	4	5	4	2	2	4	1	4	4	4
Difference	0	0	0	0	1	0	0	1	0	-1	0	2	0	-2
Original Pct=Mode	63%	63%	58%	63%	42%	42%	32%	32%	47%	26%	58%	26%	42%	32%
Final Pct=Mode	84%	65%	40%	65%	63%	45%	28%	28%	47%	35%	47%	26%	39%	33%
Difference	21%	2%	-18%	2%	21%	3%	-4%	-4%	0%	9%	-11%	0%	-3%	2%
Original Median	4.0	7.0	4.0	5.0	4.0	5.0	4.0	2.0	2.0	4.0	1.0	4.0	4.0	6.0
Final Median	4.0	7.0	4.0	5.0	4.0	5.0	4.0	2.5	2.0	4.0	2.0	4.0	5.5	6.0
Difference	0.0	0.0	0.0	0.0	0.0	0.0	0.0	0.5	0.0	0.0	1.0	0.0	1.5	0.0
Legend		=No Change		=Changed		=Improved		=Worsened						

Note: IDNF Project moved by Council to "Ineligible Projects"

RANGE & Percent=MODE Results

For two stats, there was improvement after Council discussion:



- ❖ 8 Project RANGES were narrowed;
- ❖ 7 Projects had higher percent of Councilors choosing the MODE

		RANGE		PCT=MODE	
No Change		2	10%	2	10%
Improved		8	60%	7	50%
Worsened		4	30%	5	40%
Total		14	100%	14	100%

MODE & MEDIAN RESULTS

However, for two key stats, the majority of Projects did not change after Council discussion:

- ❖ 9 Project MODES were identical (*)
- ❖ 11 Project MEDIANS were the same after the group discussion rounds.

		MODE		MEDIAN	
No Change		9	60%	11	80%
Changed		5	40%	3	20%
Total		14	100%	14	100%

(*) For 7 Projects, as noted on the prior slide, a higher percentage of Councilors selected the Mode after discussion

Final Value Ratings: Eligible Projects

Value Rating Ties:

Two projects at 5.0

Six projects at 4.0

Two projects at 2.0

Note: Value Ratings with .5 (e.g. PDP) were the result of the Median being in between two rating categories, for example, 5 and 6.

Priority	Project Name	Abbreviation	Value Rating
1	Registry/Registrar Vertical Integration (*)	VI	7.0
2	Working Group Work Team	WG	6.0
3	Policy Development Process Work Team	PDP	5.5
4	Constituency & Stakeholder Operations Work Team	CSG	5.0
-	GNSO Council Operations Work Team	GCOT	5.0
6	Inter Registrar Transfers Policy – Part B (*)	IRTPB	4.0
-	Joint ccNSO-GNSO IDN Working Group	JIG	4.0
-	Post-Expiration Domain Name Recovery (*)	PEDNR	4.0
-	Registrar Accreditation Agreement Drafting Team	RAA	4.0
-	Registration Abuse Policy Working Group	RAP	4.0
-	SSAC Internationalized Registration Data Working Group	IRD	4.0
12	Geo Regions Review Communitywide Working Group	GEO	2.5
13	Fast Flux Hosting Working Group	FF	2.0
-	Travel Policy	TRAV	2.0