

Regional Organisations Update A-Level Survey- Joint Report

ICANN 46 Beijing
April 2013



A network diagram with various domain names like .cy, .pm, .ad, .ns, .tf, .sh, .no, and .re connected by lines, serving as a background for the title.

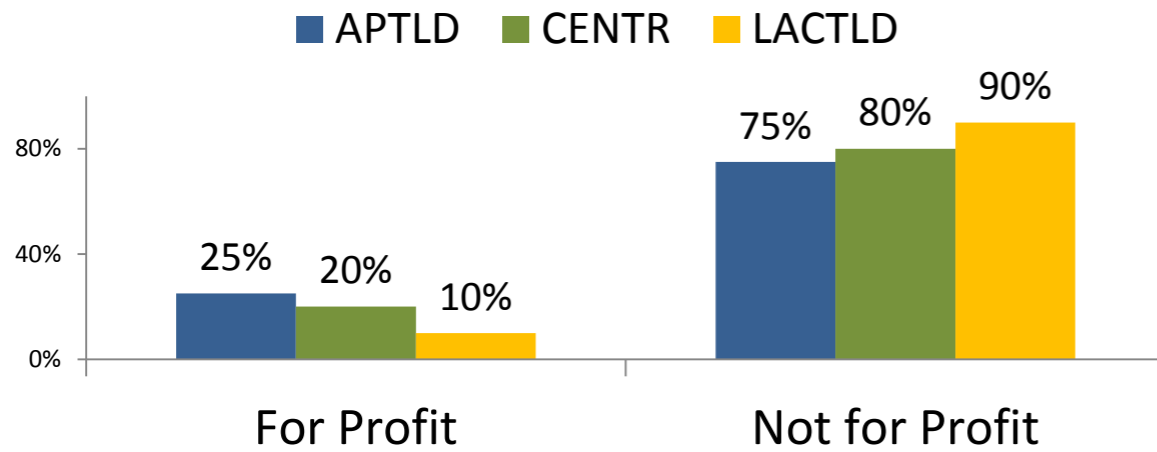
Survey Background and Overview

- In December 2012, AFTLD(Africa), APTLD (Asia Pacific), CENTR (Europe) and LACTLD (Latin America) all published the same set of questions to their full members - the A-Level Survey 2012.
- The Survey: 70 questions on a broad range of topics such as; Legal structures, Registration policy, pricing, Registrar interactions, Data protection/Whois, IDNs and DNSSEC etc
- Across the 3 regions, a total of 86 Registry Operators took part in the survey

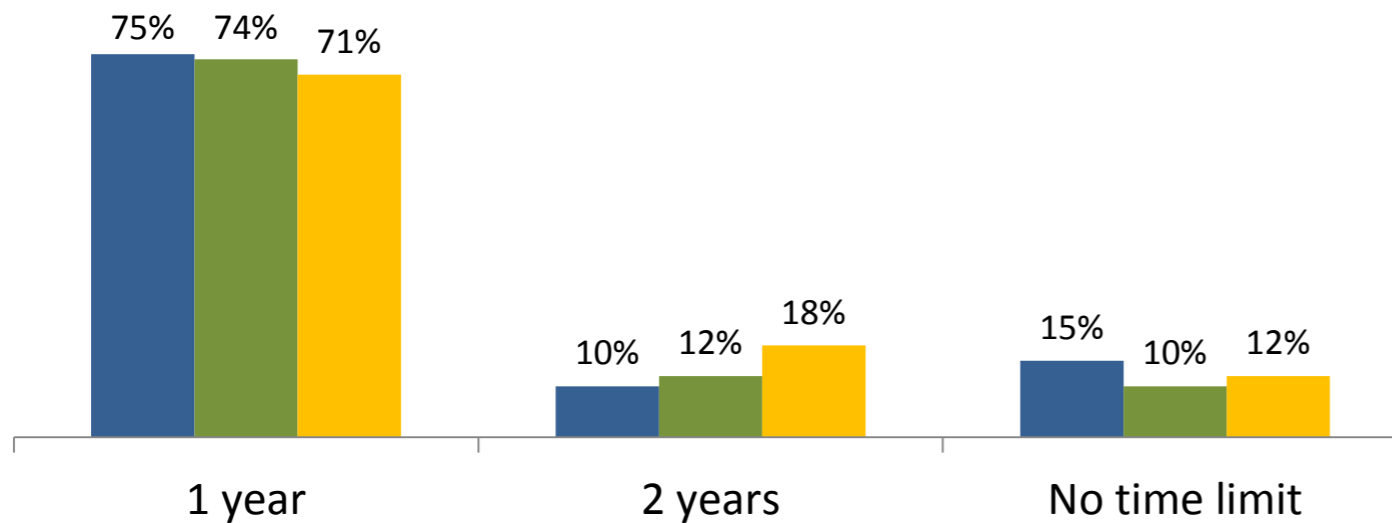
Strong conclusion – “Despite the big geographical, language and cultural differences, ccTLD operators around the world have a lot in common!”

Observed similarities

For profit or not-for profit




Top 3 most common registration periods



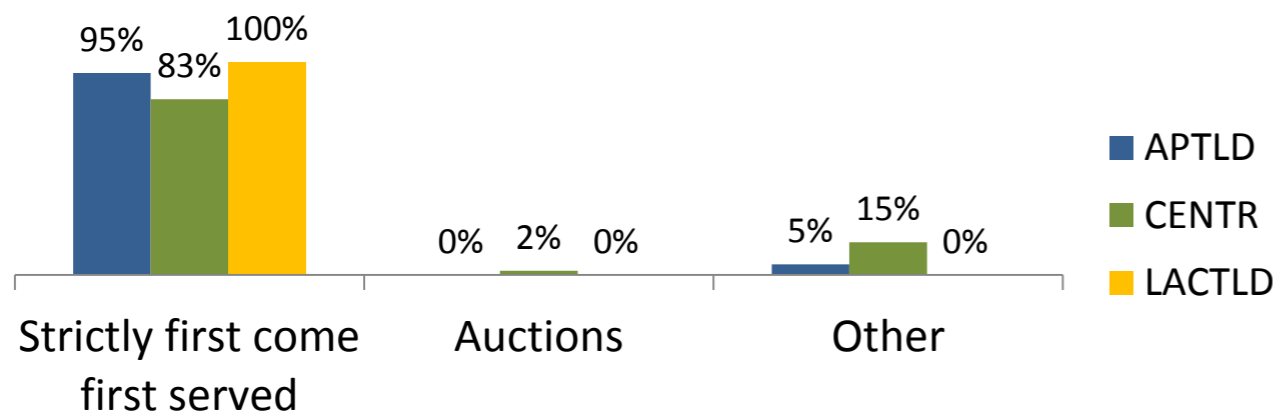
Observed similarities

Prohibited or Sensitive Name list



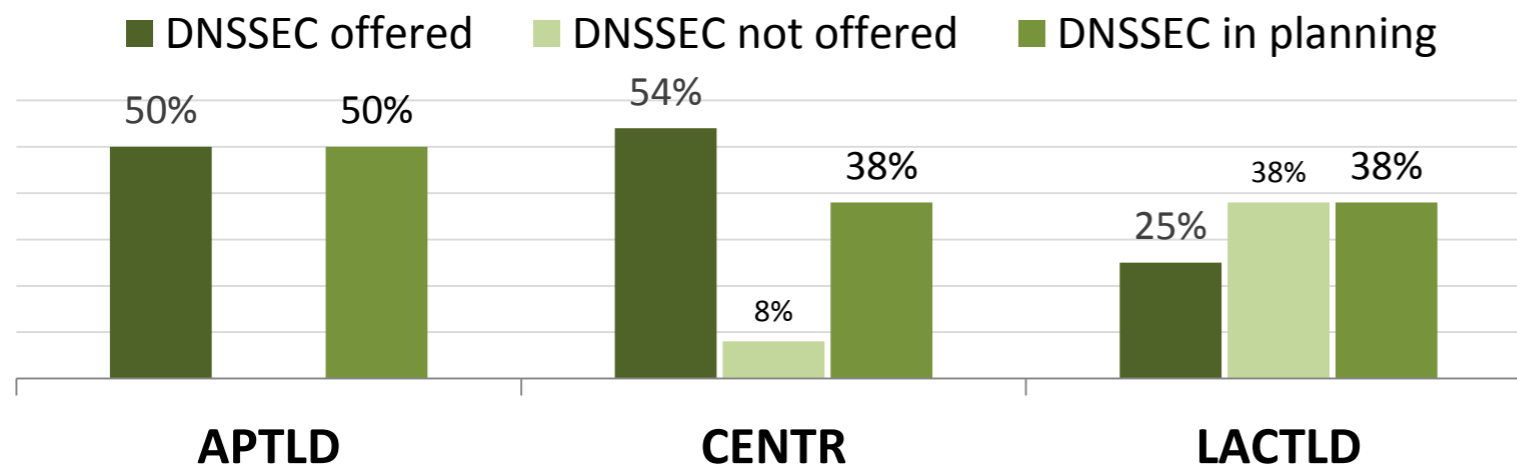
*“The most common category on restricted lists are **geographical names**”*

Registration policy



Other observations

DNSSEC implemented

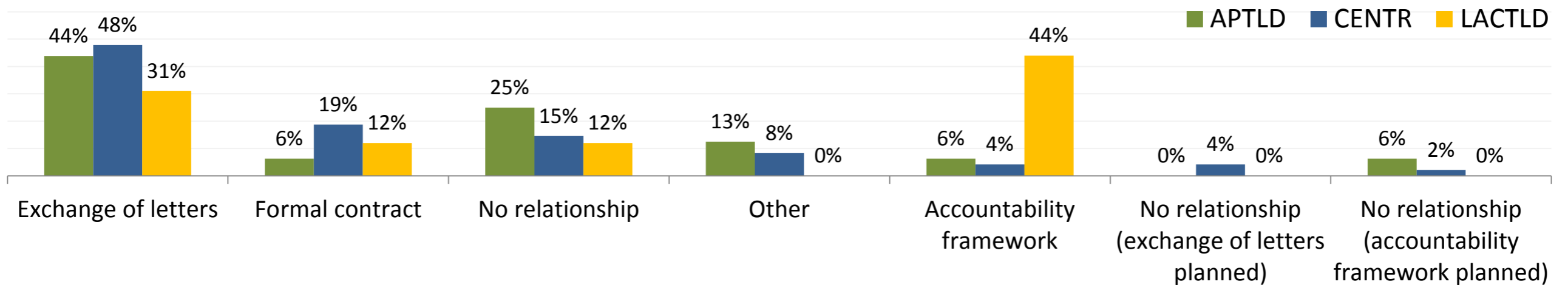


Other observations from survey

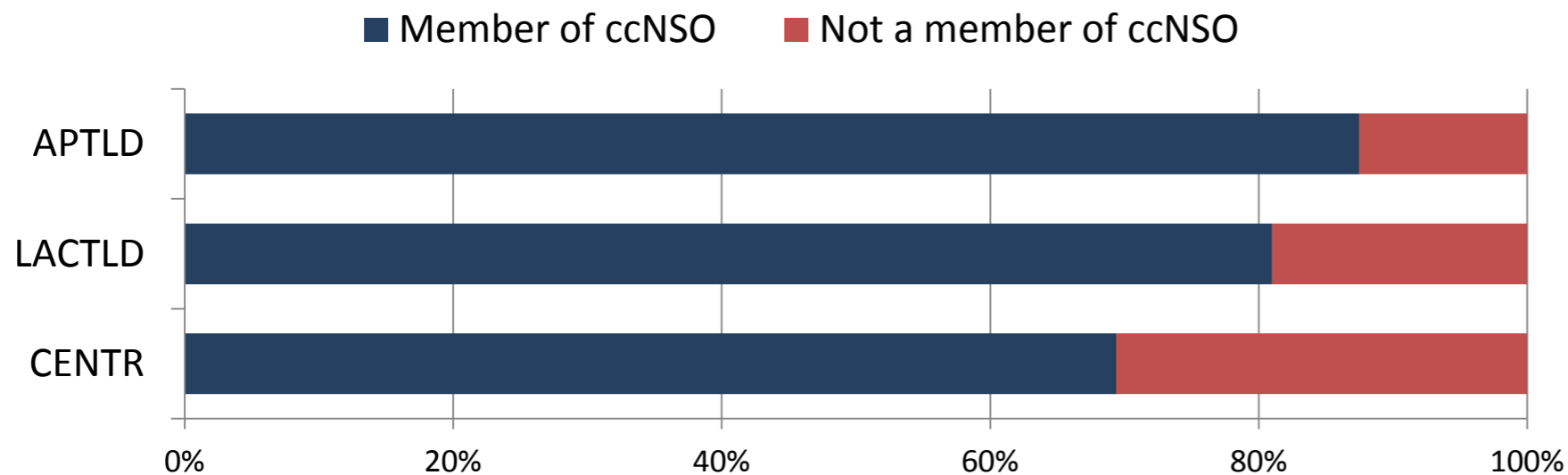
- Percentage of members who offer direct registrations: 70% LACTLD, 30% APTLD, 50% CENTR
- Across all 3 regions there are just 3 Registries who act as Registrars for gTLDs.
- Percent of members which take less than an hour to have a registered domain visible in the DNS: APTLD: 53%, CENTR, 61% and LACTLD 75%

Other observations

ICANN relationship



ccNSO Membership



A network diagram with various domain names like .cy, .pm, .ad, .tf, .re, .sh, and .no connected by lines, serving as a background for the title.

Survey Background and Overview

For the full report:

APTLD, CENTR and LACTLD have already released their full reports .

Thanks for listening!